

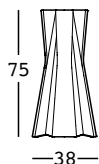
frozen dining table structure

design Matteo Ragni +
Maurizio Prina




STRUTTURA/STRUCTURE

PE - Polietilene/Polyethylene
colore base/basic colour



6311



C2 M9 N4 16 34 87

GROSS WEIGHT:

kg 6,1

ACCESSORIES:

A4461

Sistema di fissaggio a
terra/Fixing kit system

A4601

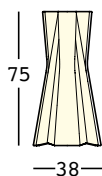
Kit sabbia essiccata/
Dried sand kit

frozen dining table structure light

design Matteo Ragni +
Maurizio Prina



STRUTTURA/STRUCTURE



PE - Polietilene/Polyethylene
colore base/basic colour

8311



98

KIT LUCE/LIGHT KIT

GROSS WEIGHT:
kg 6

A4744 Kit LED RGB a batteria per interni-esterni bluetooth/
Bluetooth RGB LED light kit with battery indoor-outdoor

DETAILS:

**Necessita di 1 Kit Luce/
Needs 1 Light Kit**

frozen dining table structure top

PIANO/TOP

HPL

colore base/basic colour

DIMENSIONS:

GROSS WEIGHT:



80

A4931



Cm 79x1 h

Kg 11

A4932



Cm 79x1 h

Kg 11



80

A4933



Cm 79x79x1 h

Kg 12,5

A4934



Cm 79x79x1 h

Kg 12,5

TESTS (ART. 6311)

Declaration of conformity issued by



Conforms to the requirements of resistance, durability and safety, 2nd level EN 15372:2016

Tests carried out as per:

- EN 15372:2016, clause 6
- EN 15372:2016, clause 5.1 - 5.2
- EN 1730:2012, clause 6.2
- EN 1730:2012, clause 6.3
- EN 1730:2012, clause 6.4.2
- EN 1730:2012, clause 6.5
- EN 1730:2012, clause 6.6
- EN 1730:2012, clause 7.2

Attention to ensure stability under a vertical pressure, the part must be stabilized according to point 7.2 of EN 1730:2012.

To do this, inert material (es. dried sand) must be poured into the hole at the bottom of the base. The amount of the material will vary according to the article:

art. A4931/A4932 80 cm - kg 21

art. A4933/A4934 80x80 cm - kg 30

Finally, close the hole by screwing the threaded cap back on.